



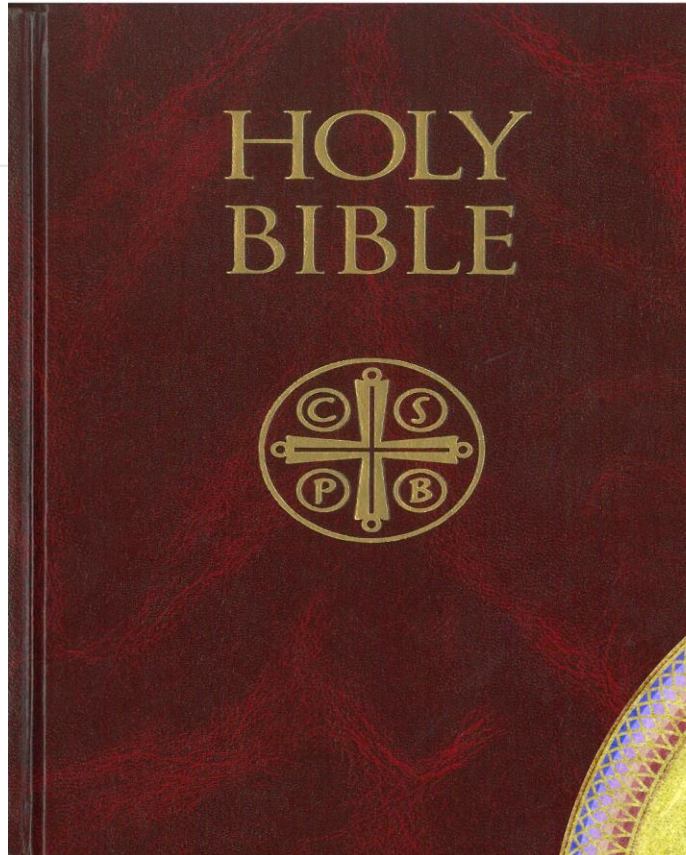
# Components of Home Altar

Mary Queen of Peace


Domestic Church

# Bible

103: For this reason, the Church has always venerated the Scriptures as she venerates the Lord's Body. She never ceases to present to the faithful the bread of life, taken from the one table of God's Word and Christ's Body.<sup>66</sup> (CCC)



[This Photo](#) by Unknown Author is licensed under [CC BY-SA](#)







[This Photo](#) by Unknown Author is licensed under [CC BY-NC-ND](#)



[This Photo](#) by Unknown Author is licensed under [CC BY-NC-ND](#)

## Crucifix

- **623** By his loving obedience to the Father, "unto death, even death on a cross" (*Phil 2:8*), Jesus fulfills the atoning mission (cf. *Is 53:10*) of the suffering Servant, who will "make many righteous; and he shall bear their iniquities" (*Is 53:11*; cf. *Rom 5:19*). (CCC)

# Candle

Throughout Church history, the candle has represented Christ: the perfect candle, THE Light of the World. The first book of John gives a poetic description of this reality:


“What has come into being in [Christ] was life, life that was the light of men;

and light shines in darkness, and darkness could not overpower it...

[John] came as a witness, to bear witness to the light, so that everyone might believe through him.

He was not the light; he was to bear witness to the light.

The Word was the real light that gives light to everyone; he was coming into the world.” (Jn. 1: 4-9)  
([www.catholiccompany.com](http://www.catholiccompany.com))



# Statues or Images


2132 The Christian veneration of images is not contrary to the first commandment which proscribes idols. Indeed, "the honor rendered to an image passes to its prototype," and "whoever venerates an image venerates the person portrayed in it."<sup>70</sup> The honor paid to sacred images is a "respectful veneration," not the adoration due to God alone:

Religious worship is not directed to images in themselves, considered as mere things, but under their distinctive aspect as images leading us on to God incarnate. The movement toward the image does not terminate in it as image but tends toward that whose image it is.<sup>71</sup>

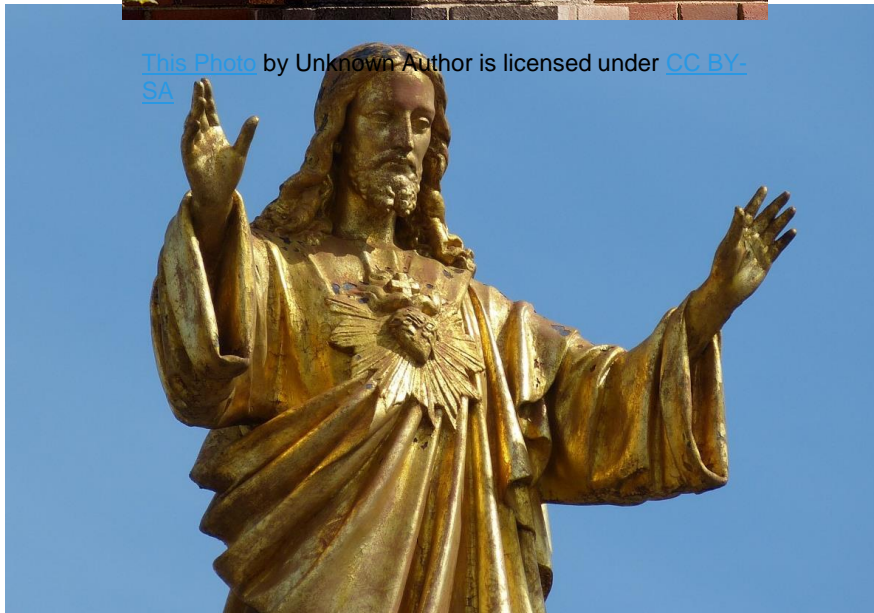
(CCC)



[This Photo](#) by Unknown Author is licensed under [CC BY-SA](#)



[This Photo](#) by Unknown Author is licensed under [CC BY-SA](#)





# Tips for setting your home altar

- 1. Choose a place where the whole family can gather; it can be your living room, dining room or just the corner of a loft. It can be a small unused table or just a wall where you can hang pictures.
- 2. Cover the table with a simple white cloth and add a small (preferably blessed) candle and a vase for flowers. Flowers always make a place look beautiful.
- 3. Add holy images or statues. (Old artwork by the masters can be downloaded for free on WikiArt or Google Arts and printed at home or inexpensively at a copy shop.) Let your family help choose them. Take them to Fr. Chad and a prayer later--they are blessed!
- 4. For convenience, keep a Bible and rosaries on or near the altar.
- 5. Keep a small bottle of Holy water there too and bless each of your family members before or after praying by drawing a small cross drawn on the forehead with water.
- 6. Your home altar is ready! Invite your family members to gather around your home altar to pray before or after dinner.
- 7. You can start with two or three verses from the Gospel and end with a Rosary. If your family isn't ready for all five decades, start with one and work your way up to five.
- 8. Last but not least, please share the picture of your family altar with your MQP family. Submitted them to [photos4mqp@gmail.com](mailto:photos4mqp@gmail.com)

«**THE FAMILY IS CALLED TO BE THE TEMPLE, OR HOUSE OF PRAYER: A SIMPLE PRAYER, FULL OF EFFORT AND TENDERNESS. A PRAYER THAT MAKES LIFE SO THAT LIFE BECOMES PRAYER**»

St. John Paul II

